

Training Manual

General Operations

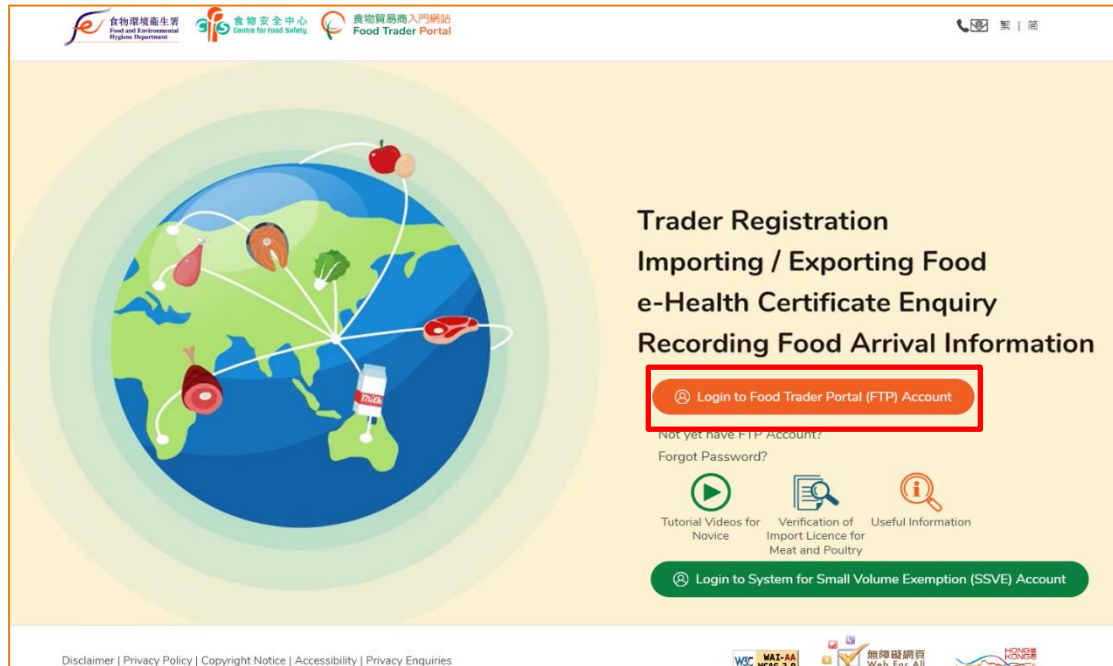
TABLE OF CONTENTS

HOW TO LOGIN TO FOOD TRADER PORTAL (FTP)	2
FORGOT PASSWORD	4

HOW TO LOGIN TO FOOD TRADER PORTAL (FTP)

[STEP 1] GO TO FOOD TRADER PORTAL (FTP) HOMEPAGE

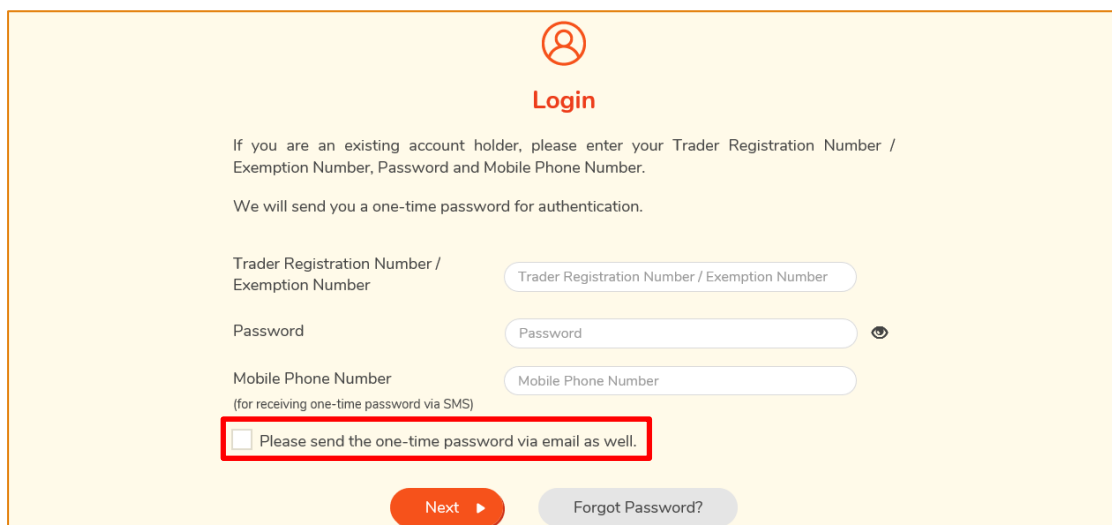
1. Go to the FTP home page (<https://www.ftp.cfs.gov.hk>) and click **Login to Food Trader Portal (FTP) Account**.



[STEP 2] ENTER YOUR LOGIN INFORMATION

2. Input your Trader Registration Number / Exemption Number, password and registered mobile phone number, then press **Next**.

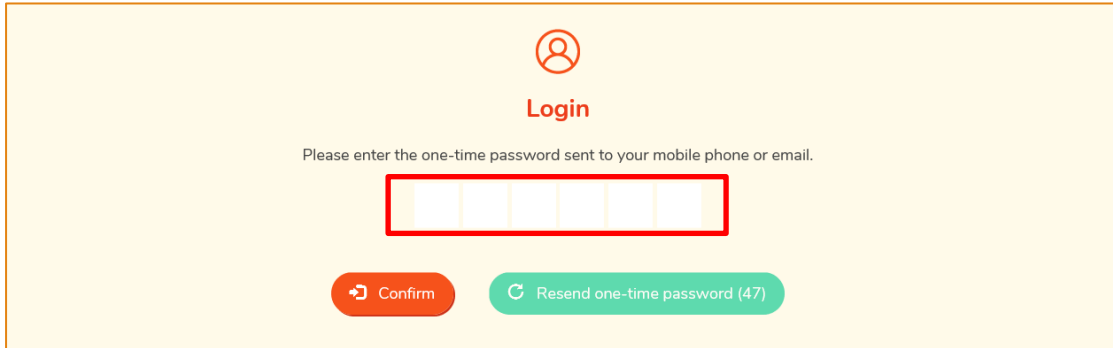
A one-time password will be sent to your mobile phone via an SMS. You can also click this option to have the one-time password sent to your registered email address as well.



The screenshot shows the login page of the Food Trader Portal. It features a user icon and the heading 'Login'. Below the heading, there is a message: 'If you are an existing account holder, please enter your Trader Registration Number / Exemption Number, Password and Mobile Phone Number. We will send you a one-time password for authentication.' There are three input fields: 'Trader Registration Number / Exemption Number', 'Password', and 'Mobile Phone Number (for receiving one-time password via SMS)'. A red box highlights a checkbox option: 'Please send the one-time password via email as well.' At the bottom, there are two buttons: 'Next' and 'Forgot Password?'.

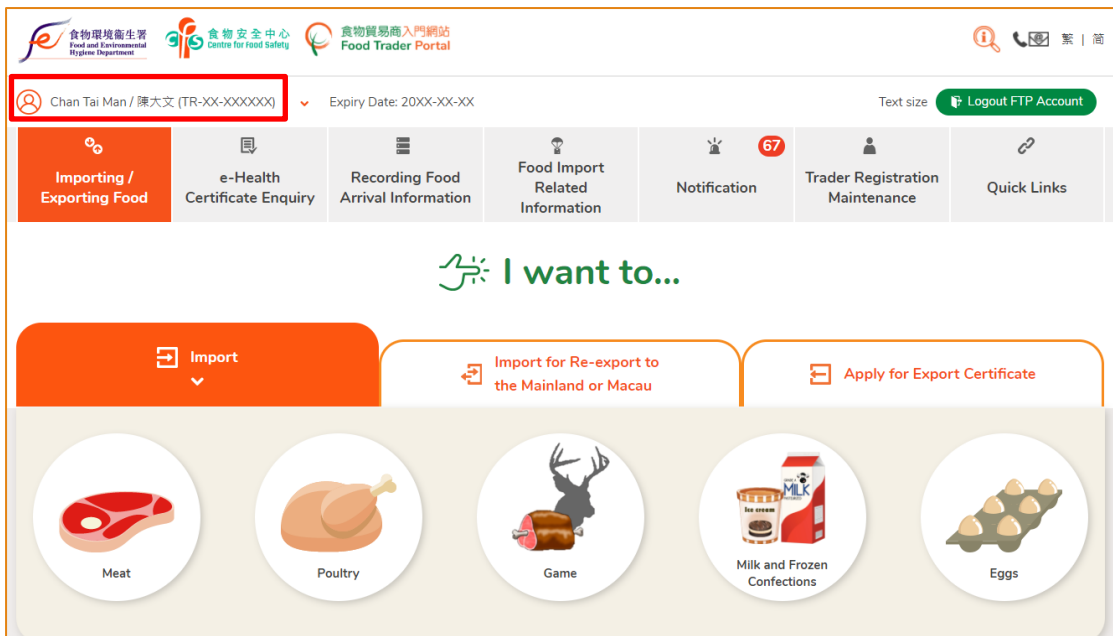
[STEP 3] ENTER ONE-TIME PASSWORD

3. Input the one-time password sent to your mobile phone or email address, and then press Confirm.



[STEP 4] SUCCESSFUL LOGIN – FTP HOMEPAGE

4. You have logged in to FTP successfully ! You can see your name and Trader Registration Number / Exemption Number at the top left corner.



FORGOT PASSWORD

[STEP 1] GO TO FOOD TRADER PORTAL (FTP) HOMEPAGE

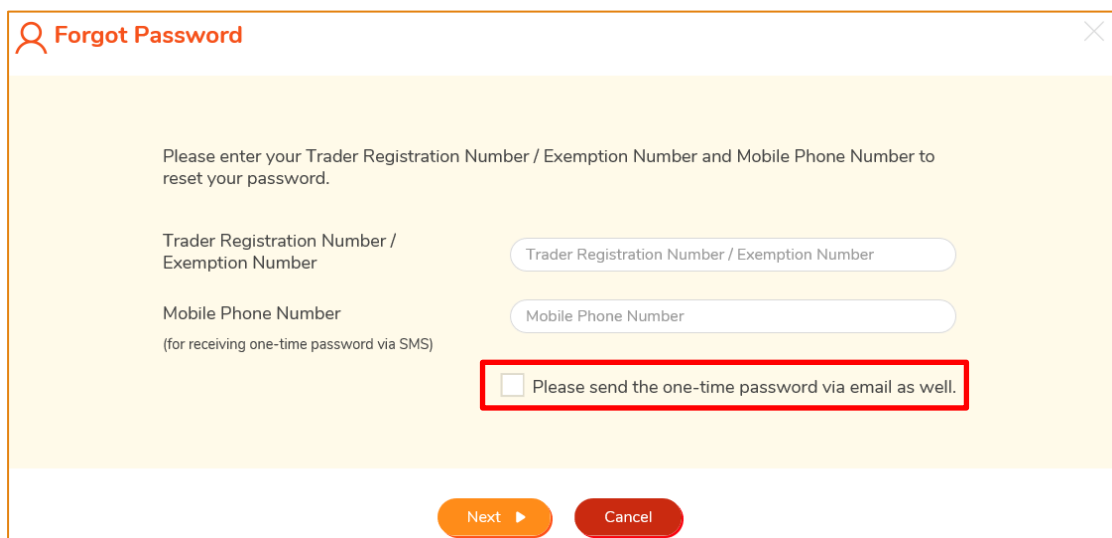
1. Go to the FTP home page (<https://www.ftp.cfs.gov.hk>) and click **Forgot Password?**.



[STEP 2] VERIFICATION

2. Input your Trader Registration Number / Exemption Number, and the registered mobile phone number for verification, then press **Next**.

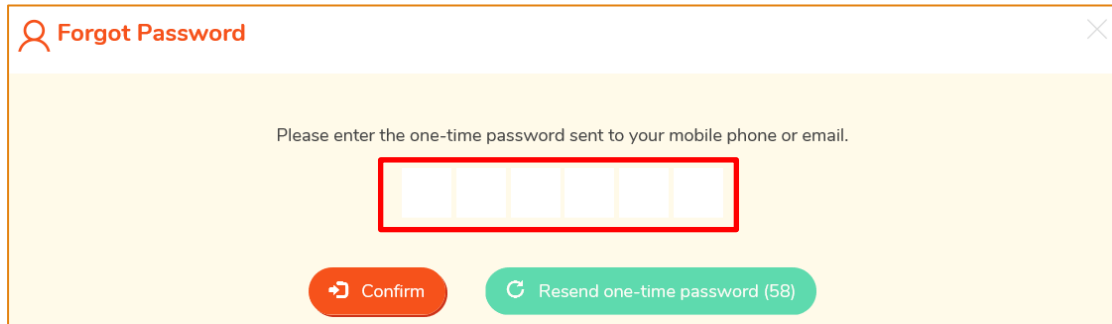
A one-time password will be sent to your mobile phone via an SMS. You can also opt to have this one-time password sent to your registered email address as well.



The screenshot shows the 'Forgot Password' verification form. It includes a title 'Forgot Password' and a close button. The main text reads: 'Please enter your Trader Registration Number / Exemption Number and Mobile Phone Number to reset your password.' Below this, there are two input fields: 'Trader Registration Number / Exemption Number' and 'Mobile Phone Number'. A checkbox labeled 'Please send the one-time password via email as well.' is highlighted with a red box. At the bottom, there are two buttons: 'Next' and 'Cancel'.

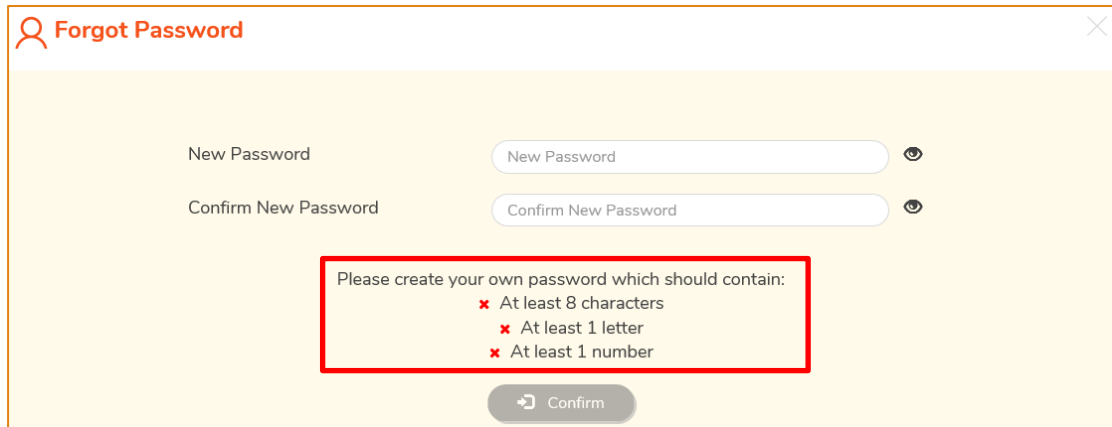
[STEP 3] INPUT ONE-TIME PASSWORD

3. Then input the one-time password sent to your mobile phone or email address and press **Confirm**.



[STEP 4] SETUP NEW PASSWORD

4. Input your new password twice and press **Confirm** to complete the password resetting procedures.



(Note: You are reminded that the new password has to fulfill the specific password combination requirements.)

[STEP 5] CONFIRMATION

5. You can now use the new password to login at FTP.

